Jump Primary School

Art – Artists and Vocabulary

I am talented; together we are AWESOME!

Artists

From Year 1 to Year 6 we cover drawing through each unit of work and look at how the artist used drawing in their own work, as drafts of work or as a piece of art in its own right.

	Painting	Sculpture	Printing	Textiles/Collage
N	Georgia O'Keefe Mr Doodle Sarah Taylor	James Brunt	Damien Hirst Concentrating on repeating patterns	This is out in provision throughout the year. Eric Carle
	Modernising Street Artist Absract/Figurative	Land Artist	Conceptual Artitst	
R	Monet	Lois Elhert Alain Guerra and Neraldo de la Paz		Henri Matisse
	Impressioninst	Illustrator Sculptor		Abstract/Expressionist
1	Pablo Picasso Lucien Freud	Andy Goldsworthy	Hogarth Andy Warhol	
	Absract/Cubist Realist	Environmental Sculptor	Painter And Engraver Pop Artist	
2	Mark Rothko Wassily Kandinski Paul Klee Piet Mondrian	Michelle Reader Marc Quinn Barbara Hepworth Jill Townsley		Anna Ray
	All: Abstract Experssionists	Figurative Contempary Contempary Abstract		Abstract artists

05/01/2026

3	Georges Seurat Paul Signac	Jennifer Angus Louise Bourgeois	Banksy Andy Warhol	
	Cubism Dutch Golden Age Photographer	Installation Modern/Contempary	Graffiti Pop Artist	
4	Eric Carle Franz Marc	Giacometti Thomas Hill (wire artist)		Yinka Shonibare Esther Mahlangu Walé Oyéjidé Bisa Butler
	Illustrator Expressionist	Surrealism Wire Sculptor		Comtemporary Abstract Textile Fashion Designer
5	L. S. Lowry	Sona Bai Rajawar Brad Spencer Plus, Ancient Greek relief sculptures.	William Morris Lucienne Day Shiela Bownas	
	Naïve	Rajwar sculptor Sculptor working with bricks	Arts And Crafts Textile Designers	
6	Frank Bowling Megan Coyle	Architecture Friedensreich Hundertwasser Gaudi		Bayeux Tapestry
	Absract Expressionist Collage	Modernists And Architects		Romanesque Art

05/01/2026

Vocabulary

The 7 formal elements of art should be taught throughout a unit when discussing composition of both their work and the work of others.

The Formal Elements of Art

Line

Line is the path left by a moving point.
For example a pencil or a brush dipped in paint.
A line can take many forms.

Question:
What materials could you use to make different types of lines?

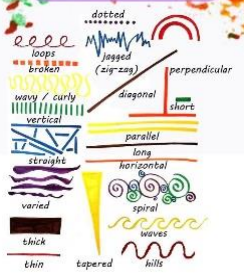

Colour

Red, yellow and blue are primary colours, which means they can't be mixed using any other colours.

Two primary colours mixed together make a secondary colour.

In theory, all other colours can be mixed from these three colours.

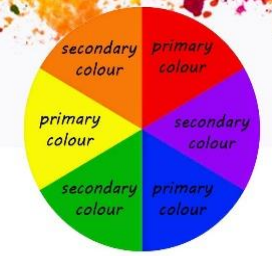

Tone

Tone refers to the lightness or darkness of something.
Tone and shading can be used to make 2D look 3D, giving it form.

Question:
How can you change the tone of a colour?



Shape

A shape is an area enclosed by a line.
It could be just an outline or it could be shaded in.

Shapes can be either geometric, like a circle, square or triangle, or irregular.

Question: How many 3D shapes can you name?

Form

Form is a three dimensional shape, such as a cube, sphere or cone.
Sculpture and 3D design are about creating forms.

Question: How many 3D shapes can you name?
How many can you draw accurately?



Texture

Texture Describes the surface quality of something.

Actual texture really exists.

Visual texture is created using marks to represent texture.

Pattern

Pattern is a design that is created by repeating lines, shapes, tones and colours.
A design which keeps occurring is called a motif.

Notice other patterns in your life: breathing, music, math, PE, nature, man-made.

Seven formal elements

The art elements are line, shape, form, tone, texture, pattern and colour.
They are often used together, and how they are organised in a piece of art determines what the finished piece will look like.

CHECKLIST:
Can you use the formal elements to write / talk about an artists work?

Can you use the formal elements to write / talk about your own work?

05/01/2026

This is progressive vocabulary that is used thought a unit of work, based on the 7 elements of art. This vocabulary is applicable to different media and skills.

	Colour	Tone	Line	Texture	Shape and Form	Pattern
EYFS	Bright Colourful Colour-mixing Lighter Darker The colour names	Light Dark	Straight Curved Long Short Wavy Think Thin Scribble Zig-zag	Rough Smooth Bumpy Soft hard	2d shape 3d shape Flat Curved	Repeating Spotted striped
KS1	Primary Secondary Complementary Contrasting Cool Warm Shade neutral	Strong Tint – adding white Shade – adding black Soft harsh	Diagonal Bold Vertical Horizontal Cross-hatching narrow	Prickly Shiny Flat Furry Hairy	Symmetrical Regular Coiled Twisted Rounded Proportioned – equal and unequal Portrait landscape	Criss-cross Symmetrical Simple Spaced Busy Complex
KS2	Bold Vibrant Subtle Pale Earthy Translucent Opaque Neutral Sombre pastel	Subtle Contrasting Dramatic Graduating Highlight Shadow Mid-tone Broken varied	Undulating Continuous Solid Parallel Swift Delicate flowing	Fine Uneven Raised Coarse Glossy Jagged Pitted matt	Angular Forked Irregular Tapering sweeping asymmetrical Bulbous Geometric Curvaceous elongated	Broken Chequered Ornate Well-balanced Tessellated Geometric Intricate concentric

05/01/2026

This vocabulary is subject specific. However, particularly with painting and drawing some vocabulary can be interchangeable.

	Drawing	Painting	Sculpture	Printing	Textiles/Collage
EYFS	line pencil finger stick chalk pastel felt tip pen the shape names	sponges brushes line observation imagination size fine motor skills	experiment explore clay dough materials model observation/ look closely modelling tools control rolling squash squeeze punch prod cut	experiment printing media roller press rubbings cover	glue sticking paper fabric natural materials threading running stitches join fabric decorate cut
Year 1 and 2	sketch pressure hard and soft – in relation to pencils charcoal pattern observe still-life	scale shade mix blend shade depth layering mixing media stipple brush stroke splatter wash	model smooth texture manipulate, malleable materials, clay, natural /manmade kneading constructing, joining thick thin flat represent resources materials figurative abstract recycling	print relief pressure mono – printing frame roller ink etching stain	weave media weight – in relation to fabrics. overlay translucent opaque dye print (as in pattern) fold crumple overlap tear cut match decoration weaving

05/01/2026

Year 3 and 4	*depth* *tone* *perspective* *cross hatching* *shade* *charcoal* *grade* variations proportion	perspective vanishing point *wash* *blur* *blend* *mix* *blocking* layering thickening	*Marquette* *armature* *Modroc* *smooth* *texture* construct, modelling, slabs, coils, slips free-standing	etch imprint layer	*overlay* *translucent* *opaque* *dye* *tie-dye* *print* *resist* *batik* *embellishment* *repeating pattern*
Year 5 and 6	still life portrait wet media, tonal contrast, mixed media, shading, hatching, blending, perspective, single focal point, horizon, composition, scale, foreground, middle ground, background	atmosphere, light effects, flesh,	*Maquette* *Armature* *Frame* *Structure* *modro* *smooth* *texture* *relief* *scoring*	relief etching repeating wallpaper pattern design template	*weight – in relation to fabrics.* *weave – tight and open* mixed media